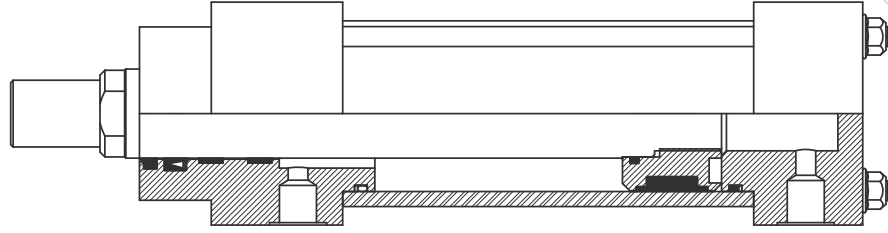


W8



W8 Tipi Winman Hidrolik Silindir

W8 serisi silindirler, ISO ve DIN standartlarına göre ürüne ihtiyaç duyulan çeşitli sektörler için dizayn edilmiştir.

Kare ön ve arka kafalar, saplamalar ile birbirine sabitlenerek oluşturulan W8 modeli ISO 6020 DIN 24554 standartlarına sahip ölçüler ile üretilmektedir.

W6 Type Winman Hydraulic Cylinders

W8 series cylinders, According to ISO and DIN standards, the product needed for the various sectors, needed in the product has been designed for various industries.

Square front and rear heads, W8 model created by fixing together with tie rod design, with measurements made with ISO 6020 and DIN 24554 standards.

Standart Özellikler

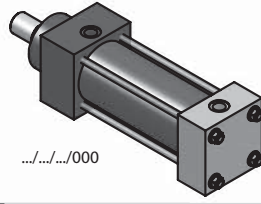
Çalışma basıncı	Maksimum 200 bar
Test basıncı	250 bar
Minimum çalışma basıncı	10 bar
Çap ölçüleri	40 mm - 100 mm
Piston mili	22 mm - 70 mm
Maksimum strok uzunluğu	6000 mm
Çalışma sıcaklığı	-20°C' den +80°C
Maksimum çalışma hızı	0.5 m/s
Sızdırmazlık elemanı	NBR + PU
Kullanılacak yağ	Mineral yağlar
Optimum viskozite	20 mm ² /s - 100 mm ² /s

Standard Specification

Working pressure	Maksimum 200 bar
Test pressure	250 bar
Minimum working pressure	10 bar
Bore sizes	40 mm - 100 mm
Piston rod	22 mm - 70 mm
Maximum stroke length	6000 mm
Working temperature	-20°C' den +80°C
Maximum working speed	0.5 m/s
Seal	NBR + PU
Used oil	Mineral yağlar
Optimum viscosity	20 mm ² /s - 100 mm ² /s

W8 Tipi Type HİDROLİK SİLİNDİR BAĞLANTI ELEMANLARI

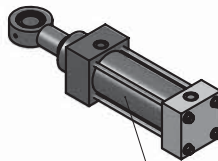
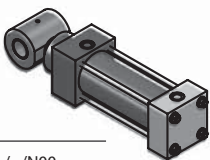
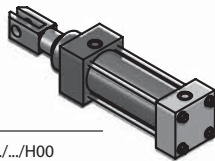
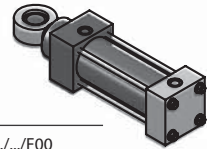
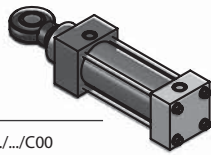
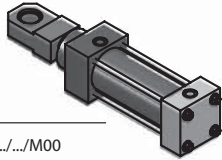
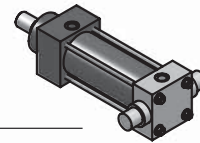
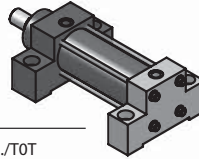
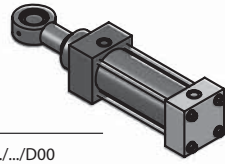
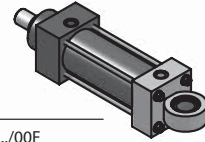
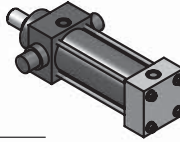
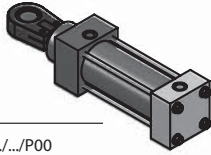
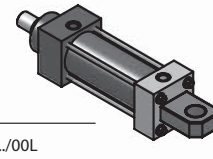
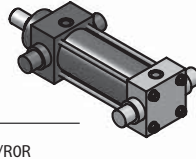
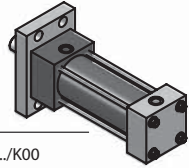
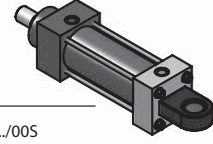
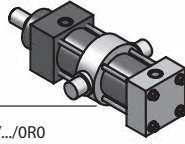
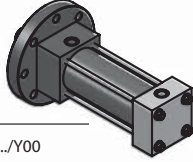
MOUNTING STYLE OVERVIEW



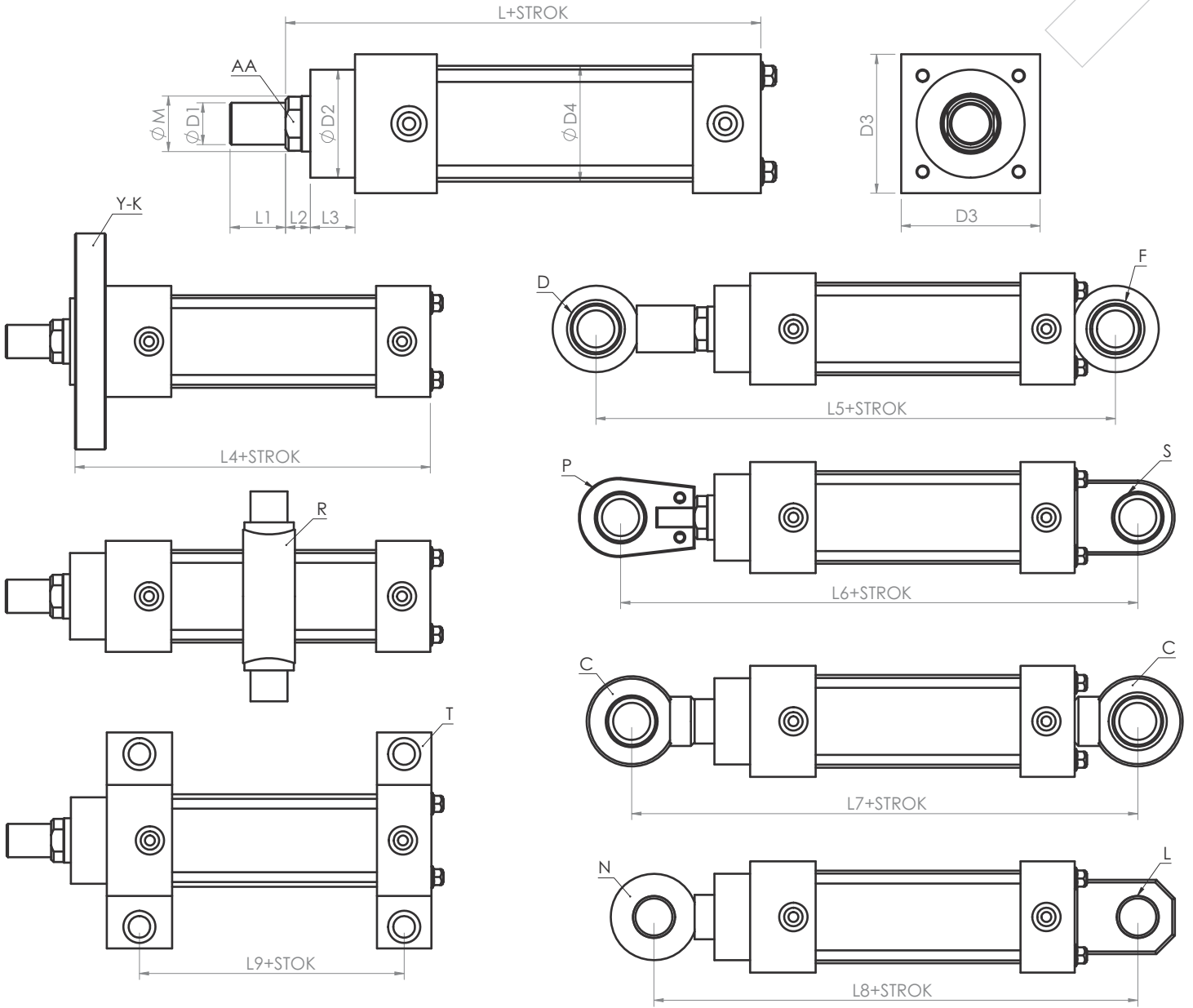
ön

orta

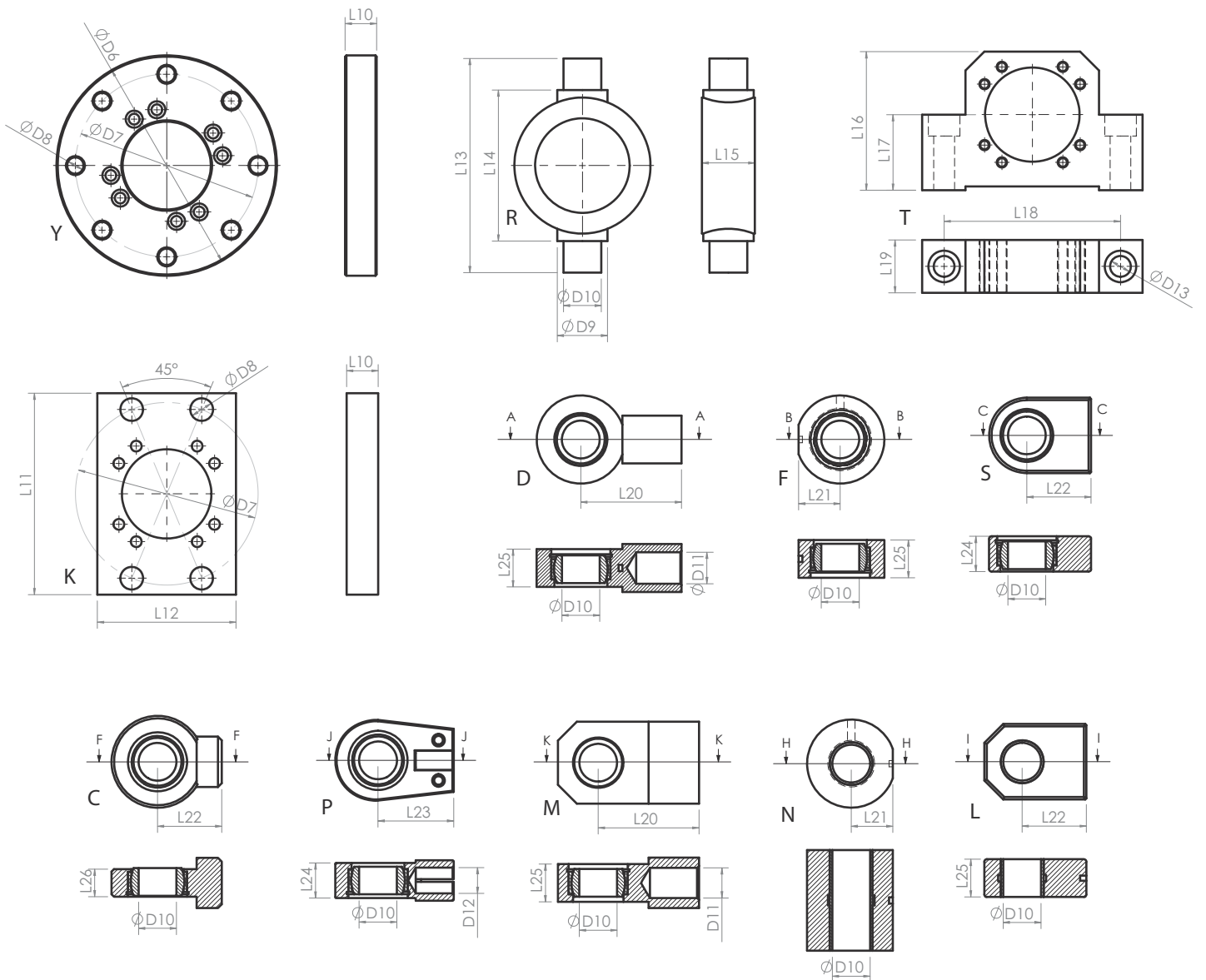
arka



-İŞARETLİ ÜRÜNLERDE AYNI ANDA ÖN FLANŞ OLURSA FLANŞ KODU YANINA EKLENECEKTİR.ÖRNEKTE OLDUĞU GİBİ.
ÖRNEK : W1/.../.../YP00



PİSTON	M	AA	D1	D2	D3	D4	D5	D6	D7	D8	D9	D10	D11	D12	D13	L	L1	L2	L3	L4
32	16	14	M12x1,5	40	45	40	1/4"	110	92	9	20	16	-	-	10.5	155	16	13	19	139
	18	16	M14x1,5														18			
40	22	18	M16x1,5	50	60	50	3/8"	125	106	9	25	20	M16x1,5	M16*1,5	10.5	174	22	13	19	158
	28	24	M20x1,5														28			
50	28	24	M20x1,5	60	75	60	3/8"	148	126	11	30	25	M20x1,5	M16*1,5	12.5	185	28	14	24	167
	36	30	M27x2														36			
63	36	30	M27x2	70	90	75	3/8"	170	145	13	40	30	M27x2	M22*1,5	16.5	208	36	16	29	188
	45	38	M33x2														45			
80	45	38	M33x2	85	114	95	1/2"	195	165	17.5	50	40	M33x2	M35*1,5	20.5	236	45	18	36	214
	56	48	M42x2														56			
100	56	48	M42x2	106	126	115	1/2"	238	200	22	60	50	M42x2	M45*1,5	24.5	275	56	20	37	250
	70	60	M48x2														63			
125	70	60	M48x2	132	164	145	3/4"	272	235	22	70	60	M48x1,5	M58*1,5	24.5	297	63	23	37	269
	80	70	M56x2														75			
160	90	80	M64x3	160	198	180	1"	316	280	22	95	80	M64x3	M80*1,5	-	339	85	25	41	309
	100	90	M72x3														90			
200	110	95	M80x3	200	240	245	1"	385	340	26	115	100	M80x3	M110*1,5	-	397	95	30	45	362
	120	100	M85x3														100			



L5	L6	L7	L8	L9	L10	L11	L12	L13	L14	L15	L16	L17	L18	L19	L20	L21	L22	L23	L24	L25	L26
-	-	-	-	92.5	16	105	70	99	75	30	65	35	85	30	-	-	-	-	-	-	-
249	262	250	235	104	16	115	80	122	90	30	75	40	100	30	52	23	38	50	19	20	16
278	280	275	258	106.5	20	140	90	145	105	36	90	50	125	36	65	28	45	50	23	25	20
321	319	310	292	114.5	25	160	110	170	120	42	110	60	140	42	80	33	51	60	28	30	22
376	390	374	348	129	32	182	125	199	135	52	130	69	175	52	97	43	69	85	35	35	28
448	468	451	416	151	32	220	150	220	160	62	155	80	220	62	120	53	88	105	40	40	35
500	527	497	460	160.5	32	252	180	295	195	76	200	105	245	76	140	63	100	130	50	50	44
599	650	621	560	184.5	36	-	-	366	240	96	-	-	-	-	180	80	141	170	60	65	55
707	802	-	667	215	40	-	-	475	315	120	-	-	-	-	210	100	170	235	70	85	-